

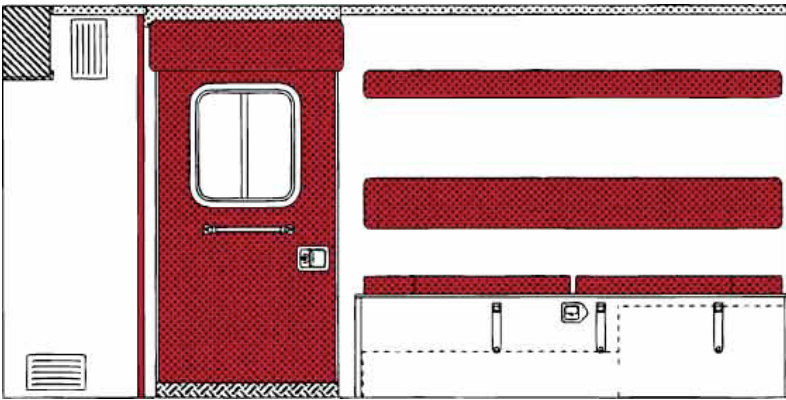
WORKSHEET:

How to Measure for Custom Cushions and Headers

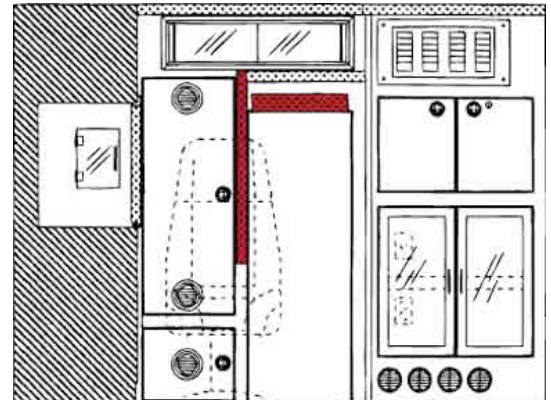


Custom pieces are available for these ambulance parts (shown in red on the diagrams below) from EVS Ltd. or for other custom parts.

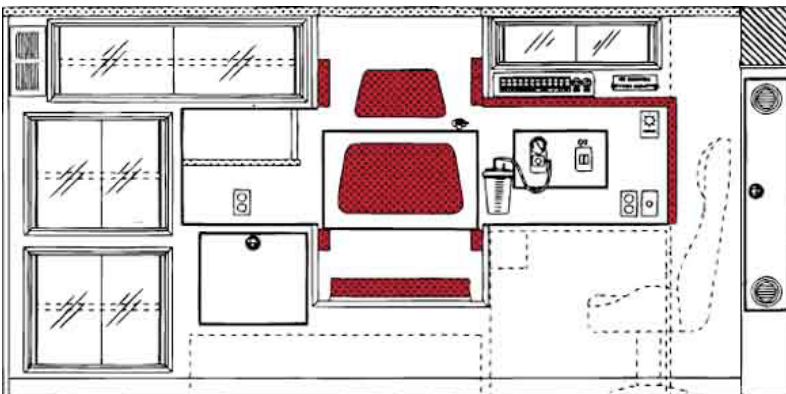
Curb Side View



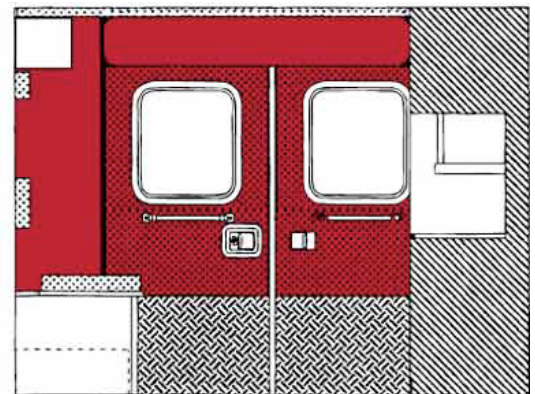
Front View



Street Side View



Rear View




Ordering your custom cushions and headers is easy. By following the examples on the following pages, you can measure with accuracy and simplicity. After you have measured for your replacement parts, you may simply fax your diagram and measurements to EVS Ltd. at 574.233.2210. If you have any questions, please feel free to contact our sales department by calling 800.364.3218 or email evssales@EVSLtd.com.

EXAMPLE: Squad Bench Cushion

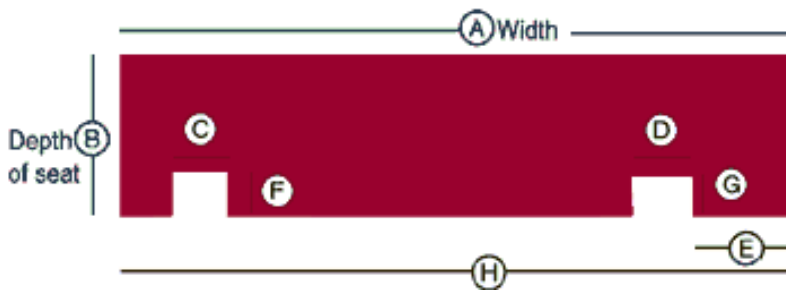
Your current cushion may be configured like one of these shown below.



Squad Bench – 1 cushion standard



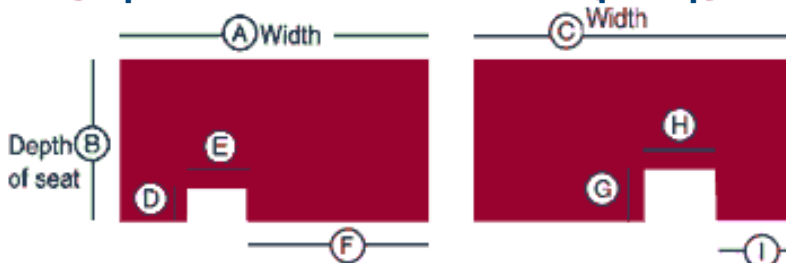
Squad Bench – 1 cushion with cup and post



Squad Bench – 2 cushion standard



Squad Bench – 2 cushion with cup and post




See the following sheets for an example of what measurements you will need to furnish when placing your order. Please contact our sales dept. for assistance with measuring parts.

EXAMPLE: Squad Bench Cushion



Squad Bench – 1 cushion standard



Measure the space in your vehicle for this part or measure your existing cushion. Enter the dimensions for the 1 cushion standard squad bench cushion.

A. Width of bench _____"

B. Depth of seat _____"

Quantity _____

Your Company Name: _____

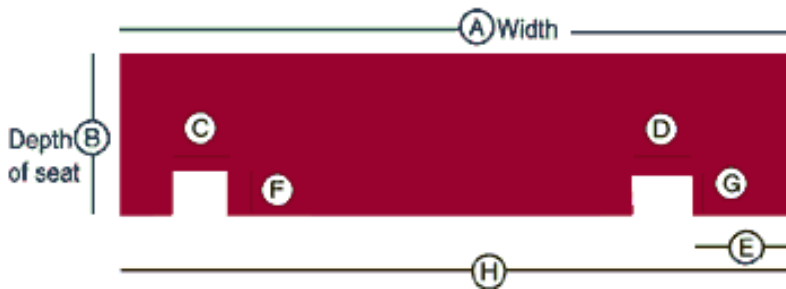
Contact: _____

Fax your measurements to: EVS Ltd., Attn: Sales Dept., 574.233.2210.

EXAMPLE: Squad Bench Cushion



Squad Bench – 1 cushion with cup and post



Measure the space in your vehicle for this part or measure your existing cushion. Enter the dimensions for the 1 cushion with cup and post squad bench cushion.

A. Width of bench _____"

B. Depth of seat _____"

C. Width of left notch _____"

D. Width of right notch _____"

E. Measurement from right edge of seat to edge of right notch _____"

F. Depth of left notch _____"

G. Depth of right notch _____"

H. Measurement from right edge of seat to edge of left notch _____"

Quantity _____

Your Company Name: _____

Contact: _____

Fax your measurements to: EVS Ltd., Attn: Sales Dept., 574.233.2210.

EXAMPLE: Squad Bench Cushion



Squad Bench – 2 cushion standard



Measure the space in your vehicle for this part or measure your existing cushion. Enter the dimensions for the 2 cushion standard squad bench cushion.

- A. Width of left bench _____"
- B. Depth of seat _____"
- C. Width of right bench _____"

Quantity _____

Your Company Name: _____

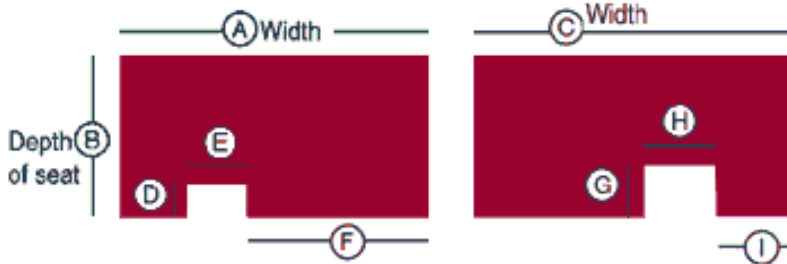
Contact: _____

Fax your measurements to: EVS Ltd., Attn: Sales Dept., 574.233.2210.

EXAMPLE: Squad Bench Cushion



Squad Bench – 2 cushion with cup and post



Measure the space in your vehicle for this part or measure your existing cushion.
Enter the dimensions for the 1 cushion with cup and post squad bench cushion.

- A. Width of left bench _____"
- B. Depth of seat _____"
- C. Width of right bench _____"
- D. Left Cushion: Depth of notch _____"
- E. Left Cushion: Width of notch _____"
- F. Left Cushion: Measurement from right edge of cushion to edge of notch _____"
- G. Right cushion: Depth of notch _____"
- H. Right cushion: Width of notch _____"
- I. Right Cushion: Measurement from right edge of cushion to edge of notch _____"

Quantity _____

Your Company Name: _____

Contact: _____

Fax your measurements to: EVS Ltd., Attn: Sales Dept., 574.233.2210.